

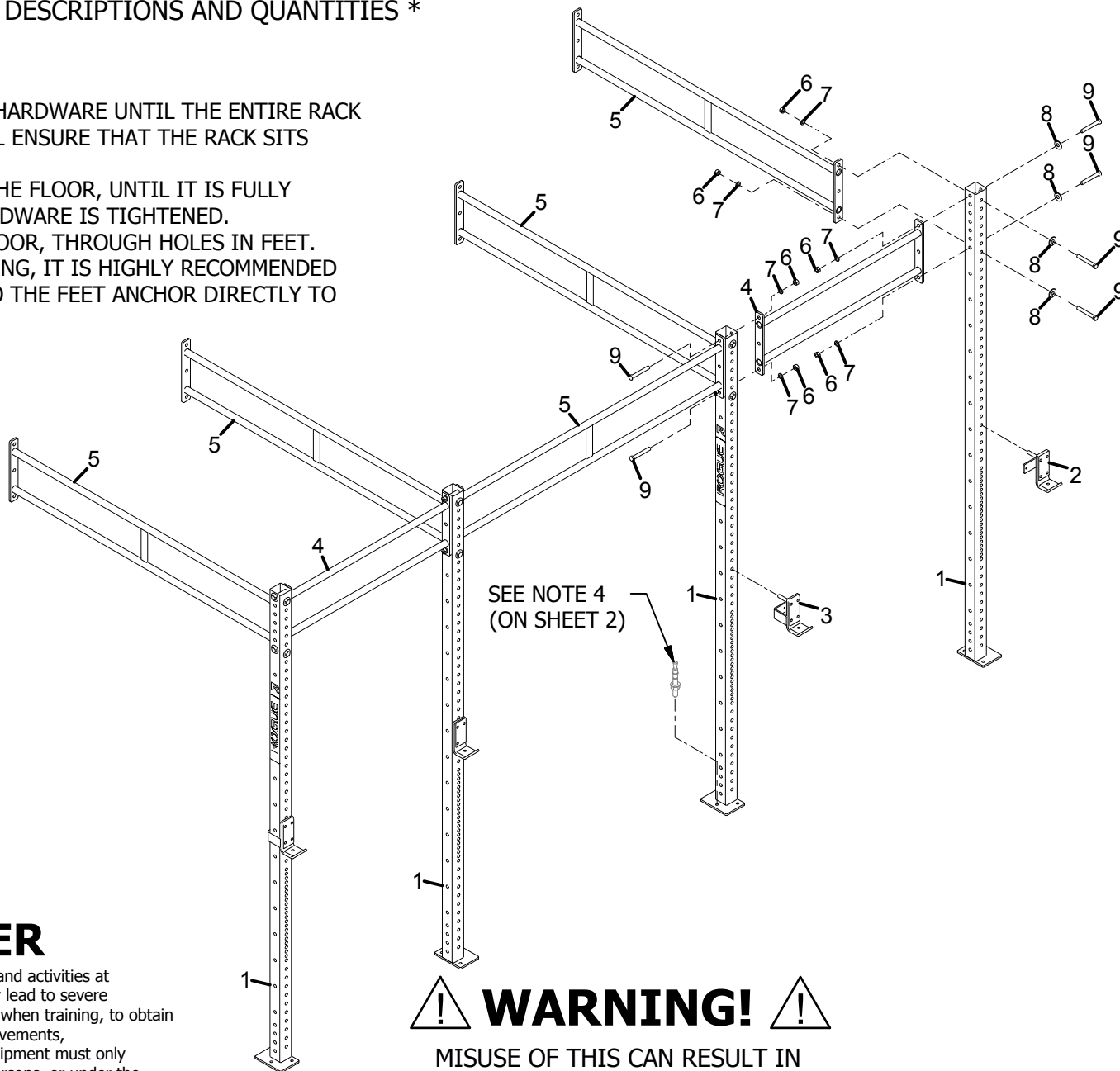
ROGUE FITNESS

ROGUE MLW-14 14' MONSTER LITE WALL MOUNT (SHEET 1)

* SEE SHEET 2 FOR ITEM DESCRIPTIONS AND QUANTITIES *

NOTES:

- 1) DO NOT FULLY TIGHTEN HARDWARE UNTIL THE ENTIRE RACK IS ASSEMBLED. THIS WILL ENSURE THAT THE RACK SITS LEVEL, TO THE FLOOR.
- 2) DO NOT BOLT RACK TO THE FLOOR, UNTIL IT IS FULLY ASSEMBLED AND ALL HARDWARE IS TIGHTENED.
- 3) ANCHOR UNIT TO THE FLOOR, THROUGH HOLES IN FEET. IF USING RUBBER FLOORING, IT IS HIGHLY RECOMMENDED TO CUT OUT SECTION, SO THE FEET ANCHOR DIRECTLY TO THE FLOOR.



DISCLAIMER

Resistance training, gymnastics training, and activities at height are potentially dangerous and may lead to severe injury or even death. Use common sense when training, to obtain instruction in the proper execution of movements, and understand your limitations. This equipment must only be used by competent and responsible persons, or under the direct and visual control of a competent and responsible person. Obtaining instruction in appropriate techniques and methods of use is your own responsibility. You assume all risks and responsibilities for all damage, injury or death which may occur during or following incorrect use of this equipment in any matter whatsoever. Rogue Fitness bears no liability beyond the replacement value of the equipment in question.



WARNING!

MISUSE OF THIS CAN RESULT IN
SEVERE INJURY

BOTH ROGUE FITNESS AND BUYER DISCLAIM ANY EXPRESS OR IMPLIED WARRANTY, INCLUDING, WITHOUT LIMITATION, WARRANTIES OR MERCHANTABILITY AND/OR FITNESS FOR A PARTICULAR PURPOSE WITH RESPECT TO THE EQUIPMENT. BUYER ASSUMES ALL LIABILITY IN USE OF EQUIPMENT.

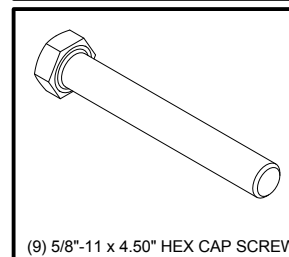
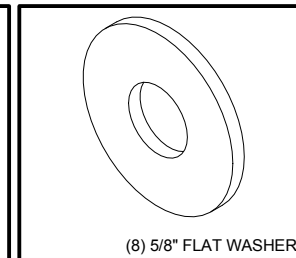
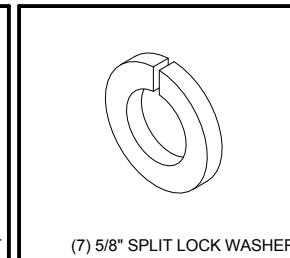
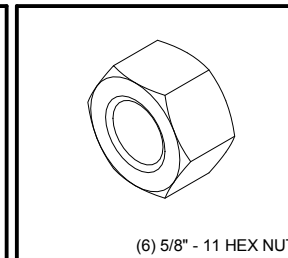
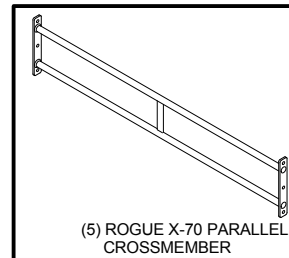
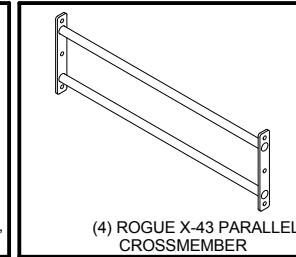
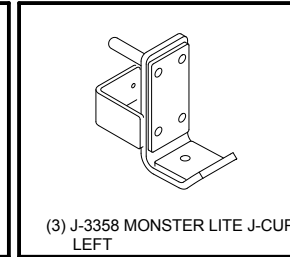
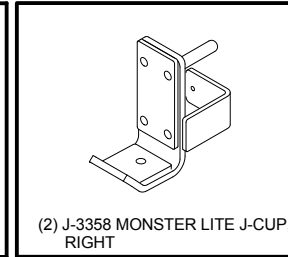
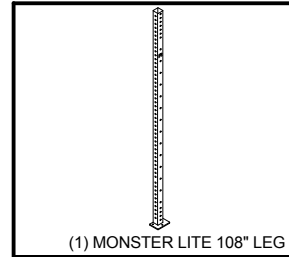


Rogue Fitness
1080 Steelwood Rd.
Columbus, Ohio 43212
614-358-6190
TEAM@Roguefitness.com

ITEM	QTY.	DESCRIPTION
1	4	MONSTER LITE 108" LEG
2	2	J-3358 MONSTER LITE J-CUP, RIGHT
3	2	J-3358 MONSTER LITE J-CUP, LEFT
4	2	ROGUE X-43 PARALLEL CROSSMEMBER
5	5	ROGUE X-70 PARALLEL CROSSMEMBER
6	16	5/8" - 11 HEX NUT
7	16	5/8" SPLIT LOCK WASHER
8	12	5/8" FLAT WASHER
9	16	5/8"-11 x 4.50" HEX CAP SCREW

INCLUDED PARTS

*NOTE: IMAGES NOT SHOWN TO SCALE



NOTES:

- 4) ANCHOR TO A WOOD OR SOLID CONCRETE FLOOR, AS FOLLOWS:
- a) WOOD: 3/8" x 3.5" WOOD LAG BOLTS. MAKE SURE WOOD LAGS ARE SECURE THRU FLOOR.
 - b) SOLID CONCRETE: 3/8" x 3.5" CONCRETE WEDGE ANCHORS.
 - c) ANCHORING/MOUNTING HARDWARE NOT INCLUDED.

DISCLAIMER

Resistance training, gymnastics training, and activities at height are potentially dangerous and may lead to severe injury or even death. Use common sense when training, to obtain instruction in the proper execution of movements, and understand your limitations. This equipment must only be used by competent and responsible persons, or under the direct and visual control of a competent and responsible person. Obtaining instruction in appropriate techniques and methods of use is your own responsibility. You assume all risks and responsibilities for all damage, injury or death which may occur during or following incorrect use of this equipment in any matter whatsoever. Rogue Fitness bears no liability beyond the replacement value of the equipment in question.



WARNING!



MISUSE OF THIS CAN RESULT IN
SEVERE INJURY

BOTH ROGUE FITNESS AND BUYER DISCLAIM ANY EXPRESS OR IMPLIED WARRANTY, INCLUDING, WITHOUT LIMITATION, WARRANTIES OR MERCHANTABILITY AND/OR FITNESS FOR A PARTICULAR PURPOSE WITH RESPECT TO THE EQUIPMENT. BUYER ASSUMES ALL LIABILITY IN USE OF EQUIPMENT.

R

Rogue Fitness
1080 Steelwood Rd.
Columbus, Ohio 43212
614-358-6190
TEAM@Roguefitness.com