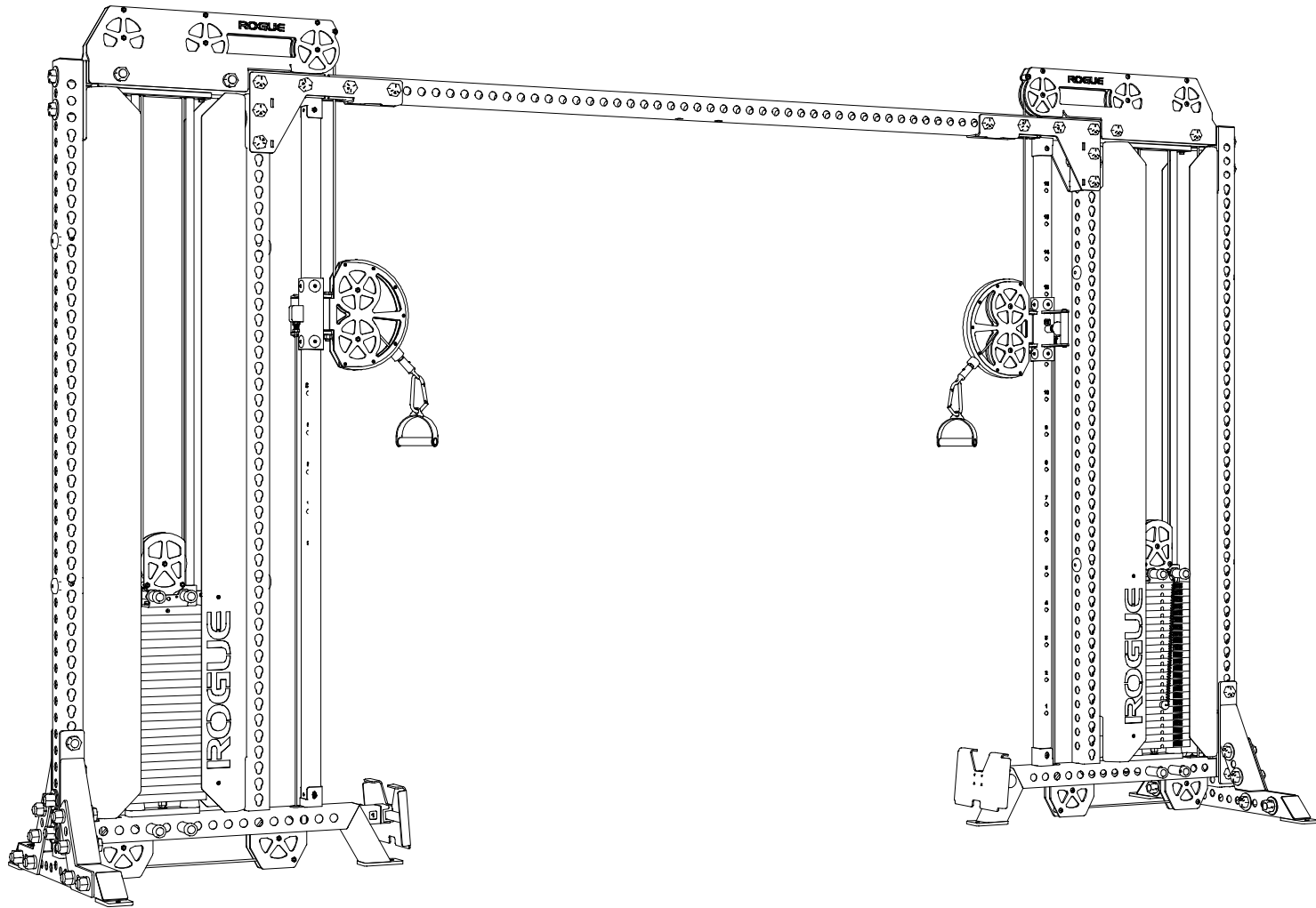


# ROGUE

## Monster Cable Crossover

1 OF 5



\* SEE SHEET 2 FOR ITEM DESCRIPTIONS AND QUANTITIES \*

## DISCLAIMER

Resistance training, gymnastics training, and activities at height are potentially dangerous and may lead to severe injury or even death. Use common sense when training, to obtain instruction in the proper execution of movements, and understand your limitations. This equipment must only be used by competent and responsible persons, or under the direct and visual control of a competent and responsible person. Obtaining instruction in appropriate techniques and methods of use is your own responsibility. You assume all risks and responsibilities for all damage, injury or death which may occur during or following incorrect use of this equipment in any matter whatsoever. Rogue Fitness bears no liability beyond the replacement value of the equipment in question.



**MISUSE OF THIS CAN RESULT IN  
SEVERE INJURY**

BOTH ROGUE FITNESS AND BUYER DISCLAIM ANY EXPRESS OR IMPLIED WARRANTY, INCLUDING, WITHOUT LIMITATION, WARRANTIES OR MERCHANTABILITY AND/OR FITNESS FOR A PARTICULAR PURPOSE WITH RESPECT TO THE EQUIPMENT. BUYER ASSUMES ALL LIABILITY IN USE OF EQUIPMENT.



**Rogue Fitness**  
545 E 5th Ave.  
Columbus, Ohio 43201  
614-358-6190  
team@roguefitness.com

# ROGUE

## Monster Cable Crossover

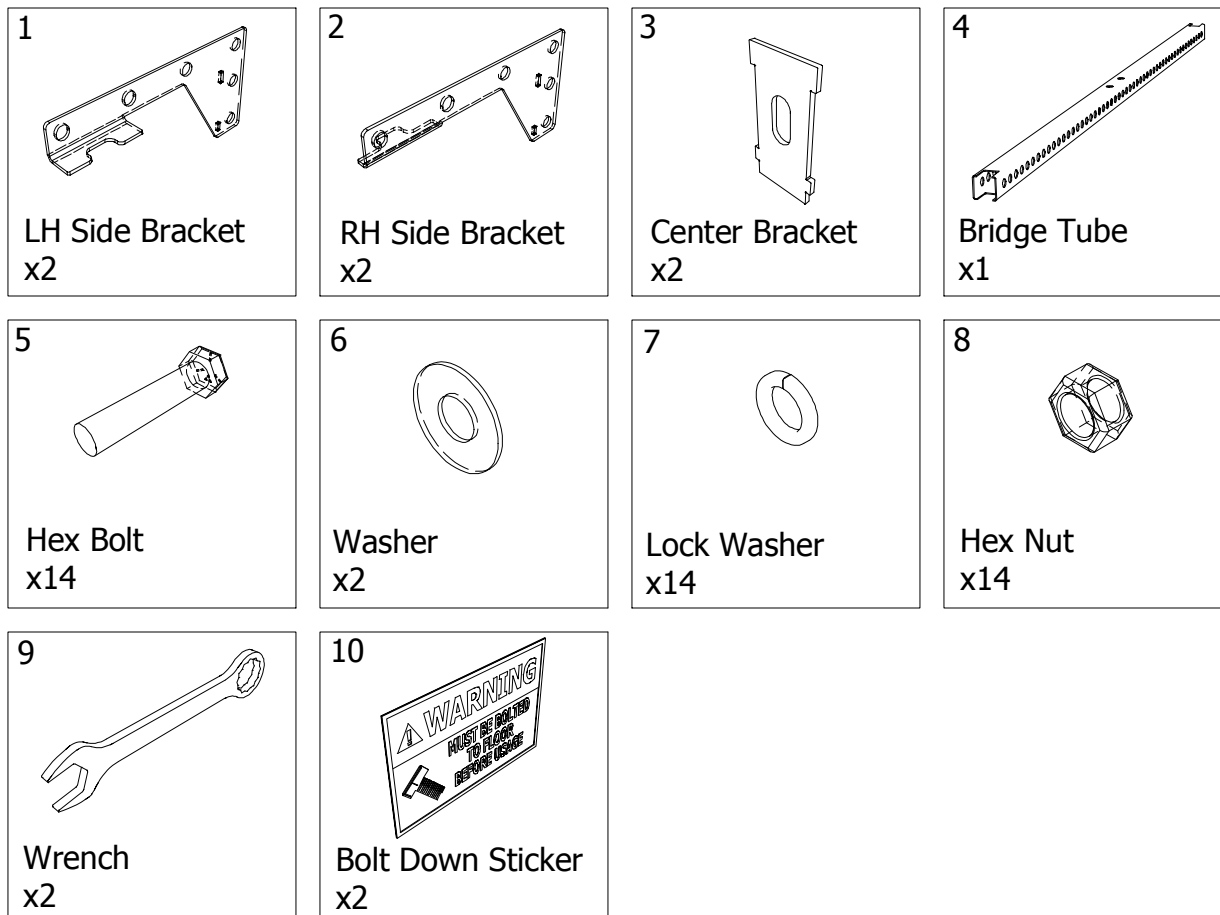
2 OF 5

### ITEM QTY. DESCRIPTION

1	2	LH Side Bracket
2	2	RH Side Bracket
3	2	Center Bracket
4	1	Bridge Tube
5	14	Hex Bolt
6	2	Washer
7	14	Lock Washer
8	14	Hex Nut
9	2	Wrench
10	2	Bolt Down Sticker

### INCLUDED PARTS

\*NOTE: IMAGES NOT SHOWN TO SCALE



## DISCLAIMER

Resistance training, gymnastics training, and activities at height are potentially dangerous and may lead to severe injury or even death. Use common sense when training, to obtain instruction in the proper execution of movements, and understand your limitations. This equipment must only be used by competent and responsible persons, or under the direct and visual control of a competent and responsible person. Obtaining instruction in appropriate techniques and methods of use is your own responsibility. You assume all risks and responsibilities for all damage, injury or death which may occur during or following incorrect use of this equipment in any matter whatsoever. Rogue Fitness bears no liability beyond the replacement value of the equipment in question.



## WARNING!



MISUSE OF THIS CAN RESULT IN  
SEVERE INJURY

BOTH ROGUE FITNESS AND BUYER DISCLAIM ANY EXPRESS OR IMPLIED WARRANTY, INCLUDING, WITHOUT LIMITATION, WARRANTIES OR MERCHANTABILITY AND/OR FITNESS FOR A PARTICULAR PURPOSE WITH RESPECT TO THE EQUIPMENT. BUYER ASSUMES ALL LIABILITY IN USE OF EQUIPMENT.



**Rogue Fitness**  
545 E 5th Ave.  
Columbus, Ohio 43201  
614-358-6190  
team@roguefitness.com

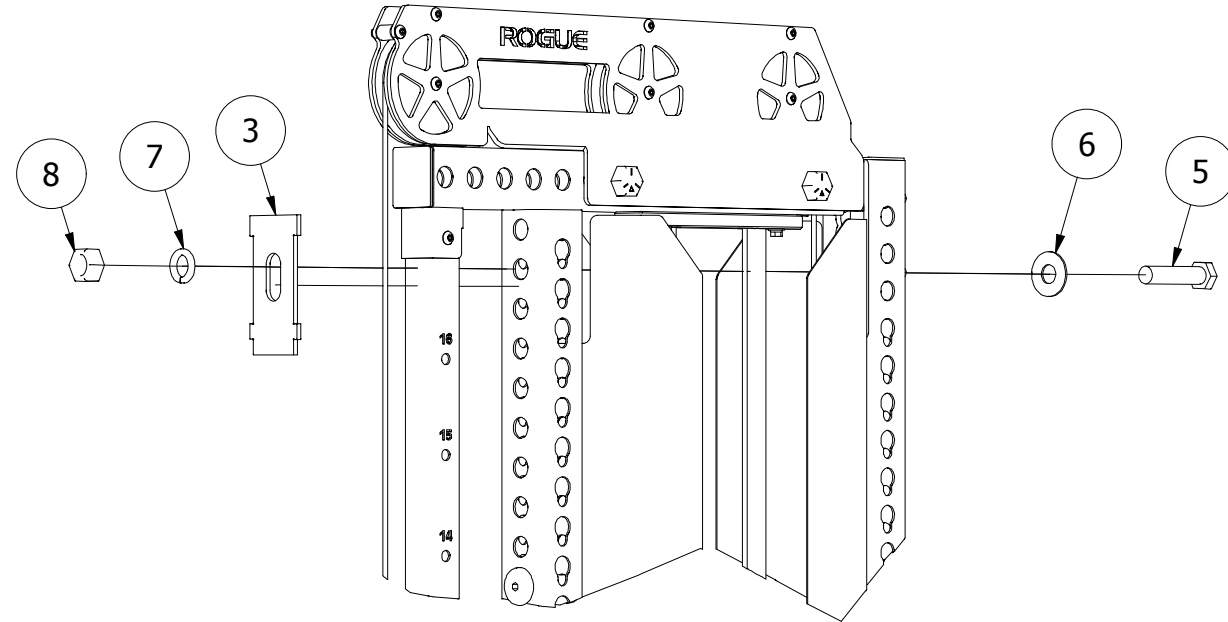
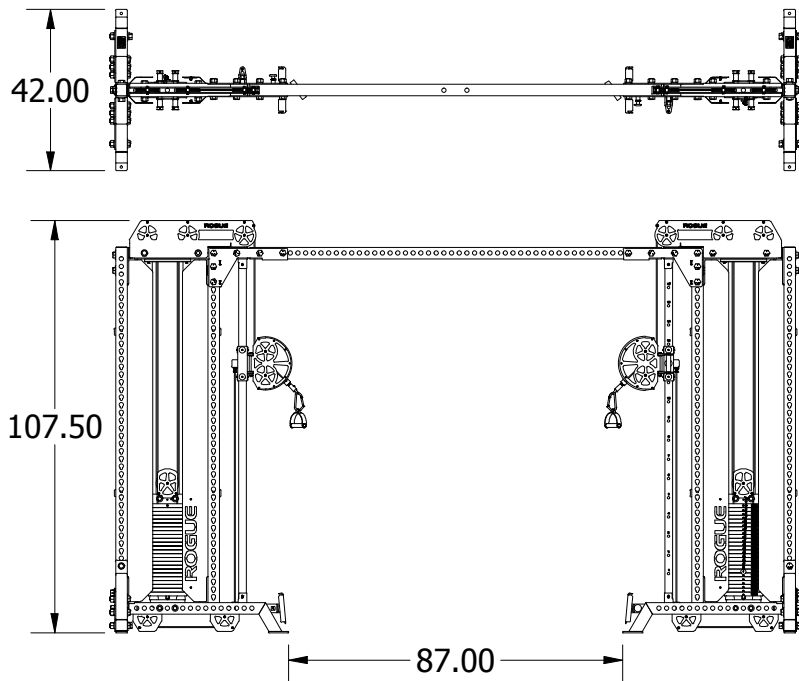
# ROGUE

## Monster Cable Crossover

3 OF 5

### STEP 1

PLACE BOTH CT-1S APPROXIMATELY 87" FLOOR TAB-TO-FLOOR TAB TO DETERMINE THE DISTANCE NEEDED TO ATTACH AND BOLT ON THE BRIDGE COMPONENTS. REFER TO ILLUSTRATION BELOW.



### STEP 2

LOOSELY ATTACH CENTER BRACKET (ITEM 3) USING WASHER (ITEM 6) AND BOLT (ITEM 5) FROM THE INSIDE OF THE CT-1, AND FASTEN WITH A LOCK WASHER (ITEM 7) AND NUT (ITEM 8). REFER TO ILLUSTRATION ABOVE.

## DISCLAIMER

Resistance training, gymnastics training, and activities at height are potentially dangerous and may lead to severe injury or even death. Use common sense when training, to obtain instruction in the proper execution of movements, and understand your limitations. This equipment must only be used by competent and responsible persons, or under the direct and visual control of a competent and responsible person. Obtaining instruction in appropriate techniques and methods of use is your own responsibility. You assume all risks and responsibilities for all damage, injury or death which may occur during or following incorrect use of this equipment in any matter whatsoever. Rogue Fitness bears no liability beyond the replacement value of the equipment in question.



## WARNING!



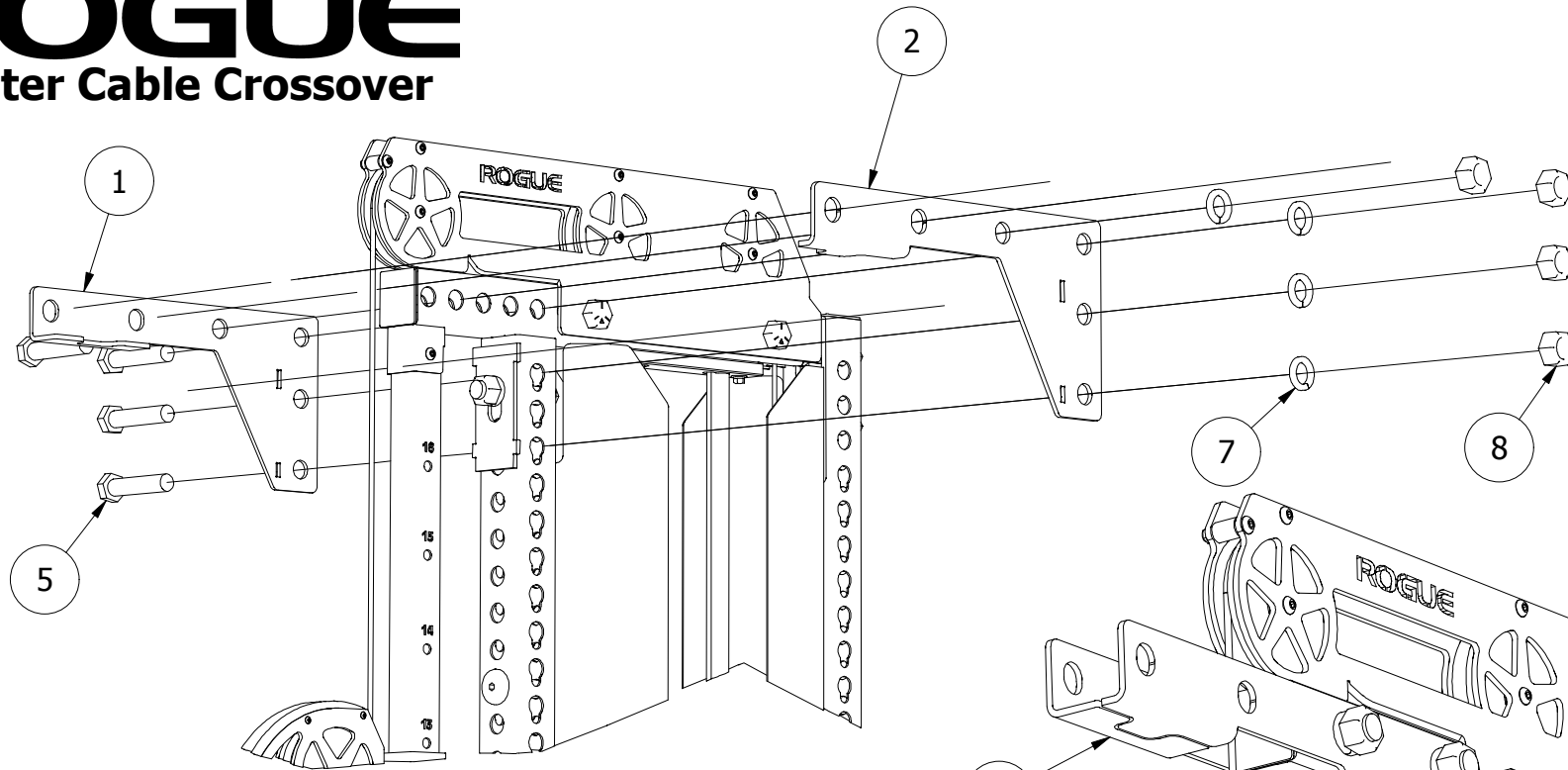
MISUSE OF THIS CAN RESULT IN  
SEVERE INJURY

BOTH ROGUE FITNESS AND BUYER DISCLAIM ANY EXPRESS OR IMPLIED WARRANTY, INCLUDING, WITHOUT LIMITATION, WARRANTIES OR MERCHANTABILITY AND/OR FITNESS FOR A PARTICULAR PURPOSE WITH RESPECT TO THE EQUIPMENT. BUYER ASSUMES ALL LIABILITY IN USE OF EQUIPMENT.

**R**  
**Rogue Fitness**  
545 E 5th Ave.  
Columbus, Ohio 43201  
614-358-6190  
team@roguefitness.com

# ROGUE

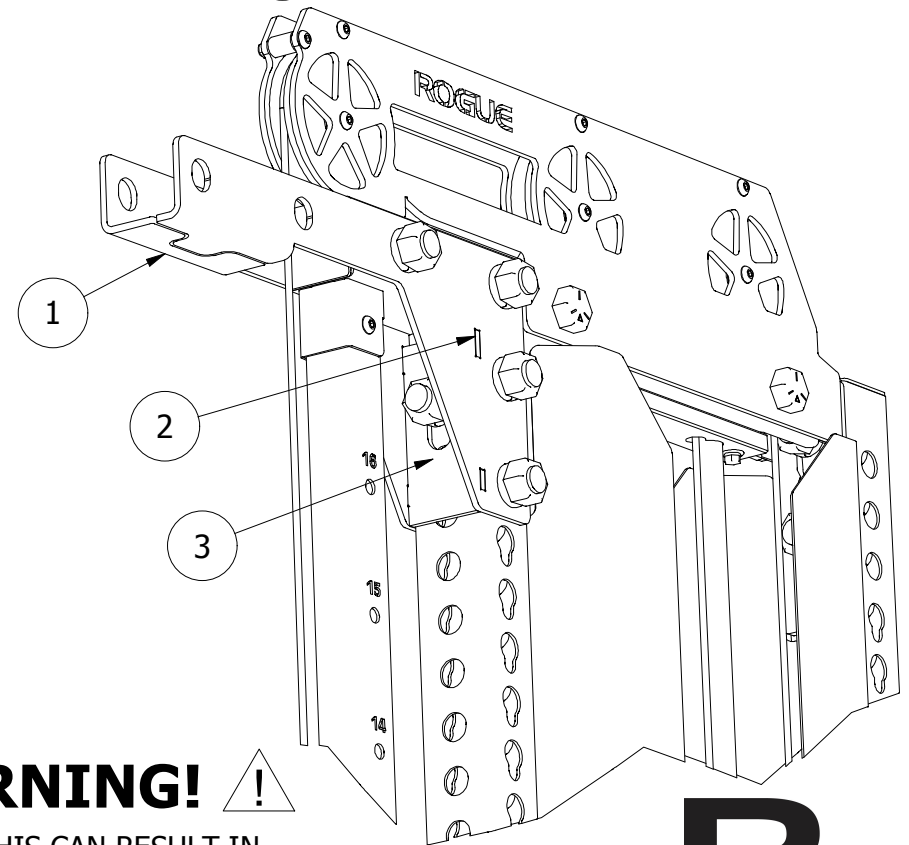
## Monster Cable Crossover



### STEP 3

LOOSELY ATTACH EACH SIDE BRACKET (ITEMS 1 & 2) USING THE PROVIDED HARDWARE (ITEMS 5, 7, & 8). REFER TO THE ILLUSTRATION ABOVE.

ONCE ALL BRACKETS AND HARDWARE ARE LOOSELY IN PLACE EACH CT-1 WILL RESEMBLE ILLUSTRATION ON THE RIGHT.



## DISCLAIMER

Resistance training, gymnastics training, and activities at height are potentially dangerous and may lead to severe injury or even death. Use common sense when training, to obtain instruction in the proper execution of movements, and understand your limitations. This equipment must only be used by competent and responsible persons, or under the direct and visual control of a competent and responsible person. Obtaining instruction in appropriate techniques and methods of use is your own responsibility. You assume all risks and responsibilities for all damage, injury or death which may occur during or following incorrect use of this equipment in any matter whatsoever. Rogue Fitness bears no liability beyond the replacement value of the equipment in question.



## WARNING!

MISUSE OF THIS CAN RESULT IN  
SEVERE INJURY

BOTH ROGUE FITNESS AND BUYER DISCLAIM ANY EXPRESS OR IMPLIED WARRANTY, INCLUDING, WITHOUT LIMITATION, WARRANTIES OR MERCHANTABILITY AND/OR FITNESS FOR A PARTICULAR PURPOSE WITH RESPECT TO THE EQUIPMENT. BUYER ASSUMES ALL LIABILITY IN USE OF EQUIPMENT.

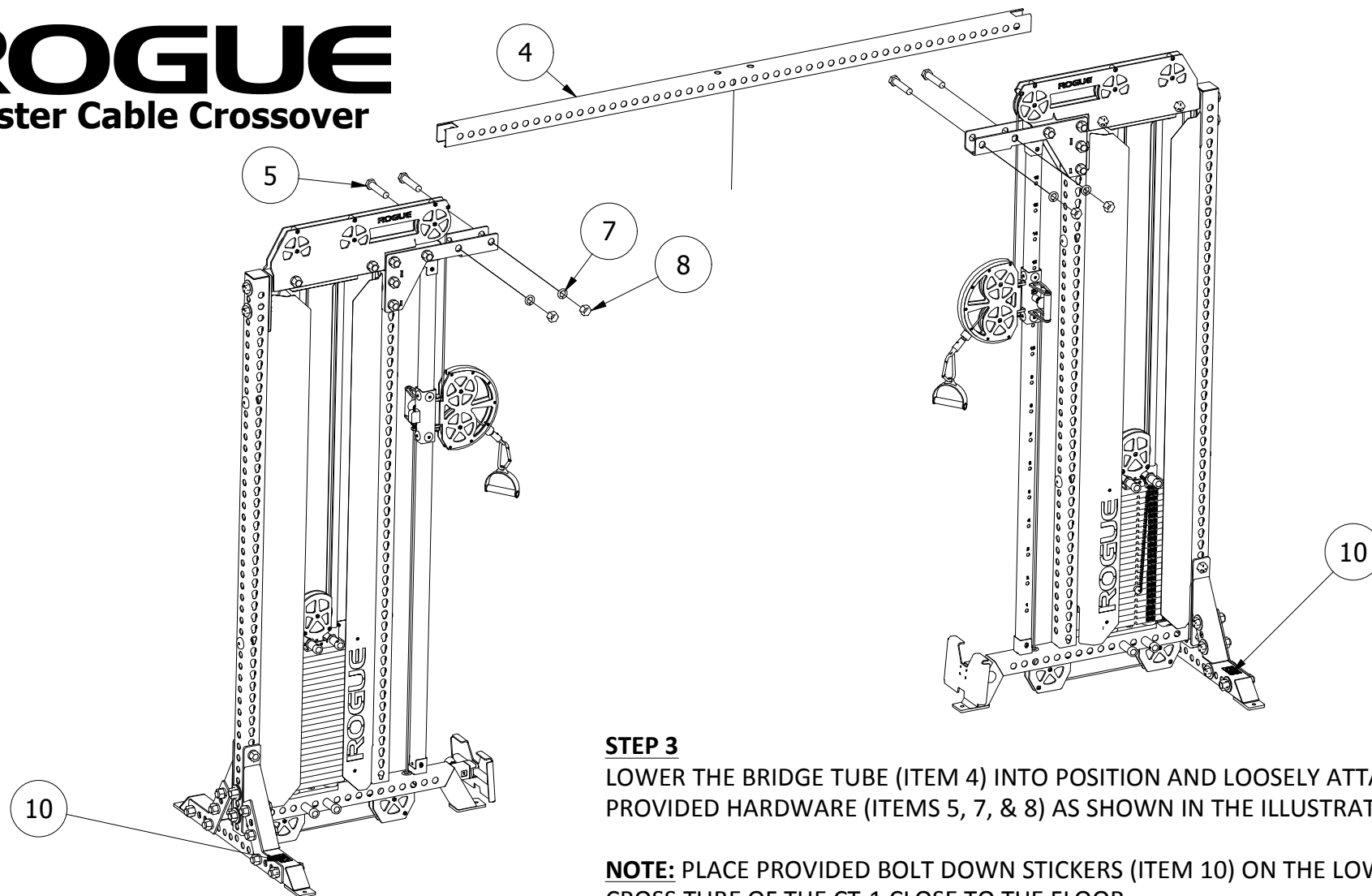
# R

**Rogue Fitness**  
545 E 5th Ave.  
Columbus, Ohio 43201  
614-358-6190  
team@roguefitness.com

# ROGUE

## Monster Cable Crossover

5 OF 5



### STEP 3

LOWER THE BRIDGE TUBE (ITEM 4) INTO POSITION AND LOOSELY ATTACH PROVIDED HARDWARE (ITEMS 5, 7, & 8) AS SHOWN IN THE ILLUSTRATION.

**NOTE:** PLACE PROVIDED BOLT DOWN STICKERS (ITEM 10) ON THE LOWER CROSS TUBE OF THE CT-1 CLOSE TO THE FLOOR.

ONCE ALL HARDWARE HAS BEEN INSTALLED AND FULLY TIGHTEN ANCHOR BOTH CT-1S TO THE FLOOR.

## DISCLAIMER

Resistance training, gymnastics training, and activities at height are potentially dangerous and may lead to severe injury or even death. Use common sense when training, to obtain instruction in the proper execution of movements, and understand your limitations. This equipment must only be used by competent and responsible persons, or under the direct and visual control of a competent and responsible person. Obtaining instruction in appropriate techniques and methods of use is your own responsibility. You assume all risks and responsibilities for all damage, injury or death which may occur during or following incorrect use of this equipment in any matter whatsoever. Rogue Fitness bears no liability beyond the replacement value of the equipment in question.



## WARNING!



MISUSE OF THIS CAN RESULT IN  
SEVERE INJURY

BOTH ROGUE FITNESS AND BUYER DISCLAIM ANY EXPRESS OR IMPLIED WARRANTY, INCLUDING, WITHOUT LIMITATION, WARRANTIES OR MERCHANTABILITY AND/OR FITNESS FOR A PARTICULAR PURPOSE WITH RESPECT TO THE EQUIPMENT. BUYER ASSUMES ALL LIABILITY IN USE OF EQUIPMENT.



**Rogue Fitness**  
545 E 5th Ave.  
Columbus, Ohio 43201  
614-358-6190  
team@roguefitness.com