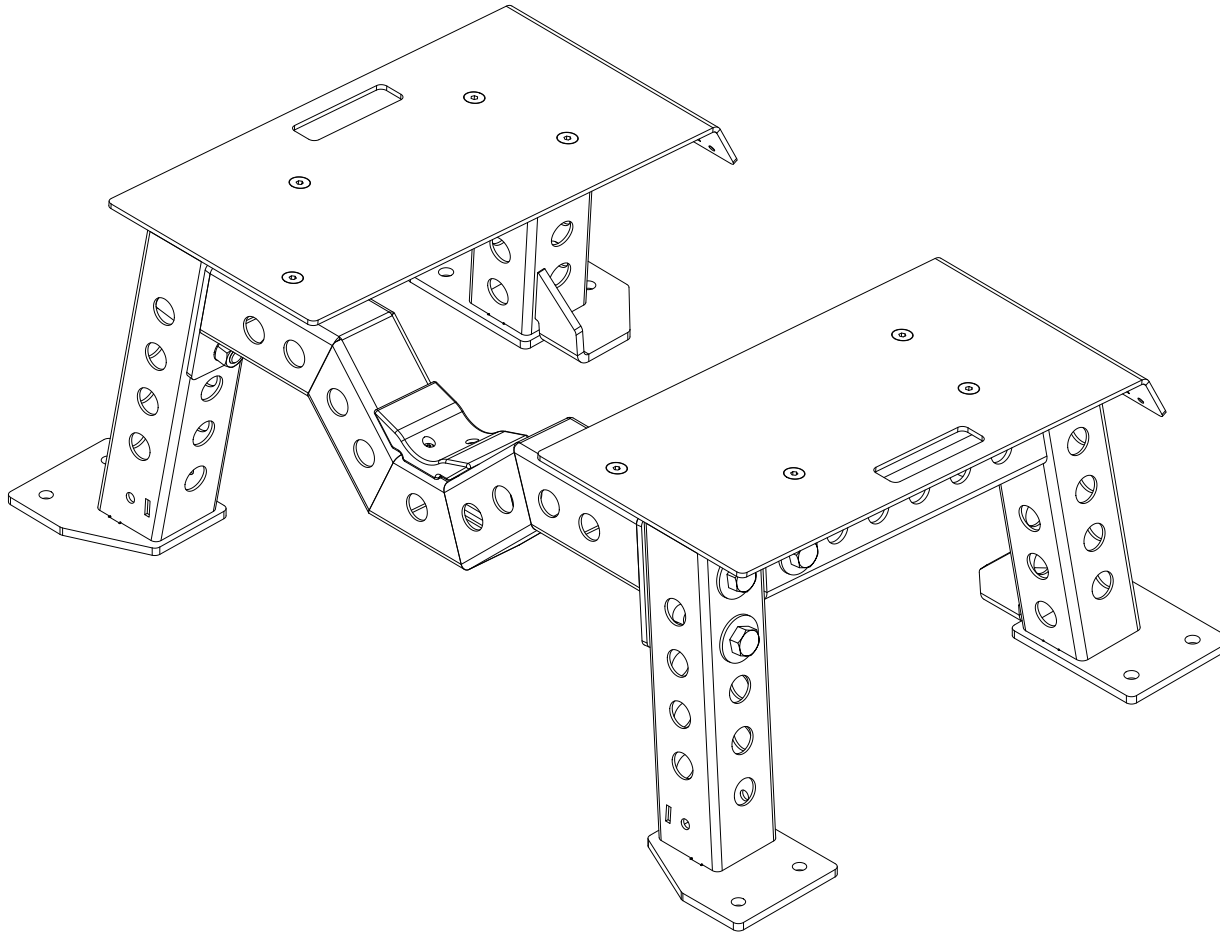


ROGUE

INDY T-BAR ROW



DISCLAIMER

Resistance training, gymnastics training, and activities at height are potentially dangerous and may lead to severe injury or even death. Use common sense when training, to obtain instruction in the proper execution of movements, and understand your limitations. This equipment must only be used by competent and responsible persons, or under the direct and visual control of a competent and responsible person. Obtaining instruction in appropriate techniques and methods of use is your own responsibility. You assume all risks and responsibilities for all damage, injury or death which may occur during or following incorrect use of this equipment in any matter whatsoever. Rogue Fitness bears no liability beyond the replacement value of the equipment in question.



WARNING!

MISUSE OF THIS CAN RESULT IN SEVERE INJURY

BOTH ROGUE FITNESS AND BUYER DISCLAIM ANY EXPRESS OR IMPLIED WARRANTY, INCLUDING, WITHOUT LIMITATION, WARRANTIES OR MERCHANTABILITY AND/OR FITNESS FOR A PARTICULAR PURPOSE WITH RESPECT TO THE EQUIPMENT. BUYER ASSUMES ALL LIABILITY IN USE OF EQUIPMENT.

Rogue Fitness
545 E 5th Ave.
Columbus, Ohio 43201
614-358-6190
team@roguefitness.com

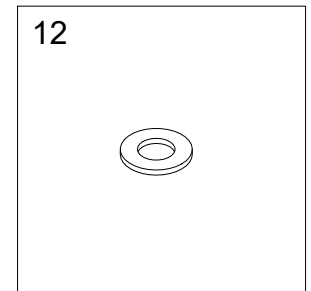
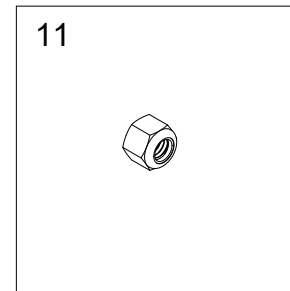
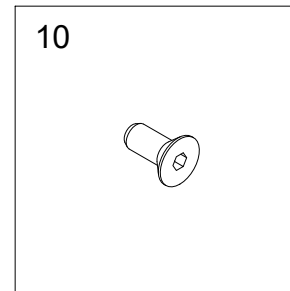
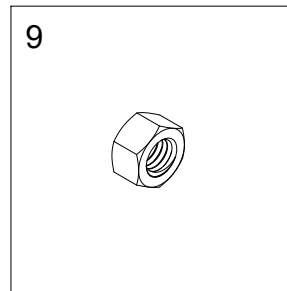
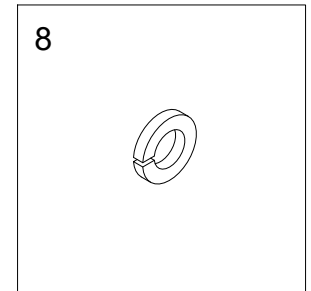
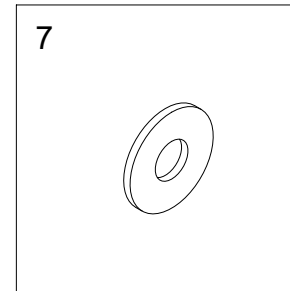
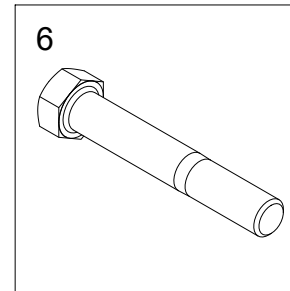
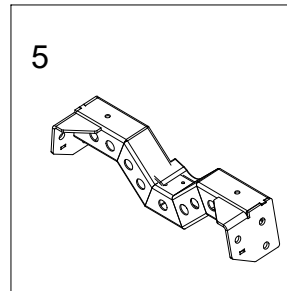
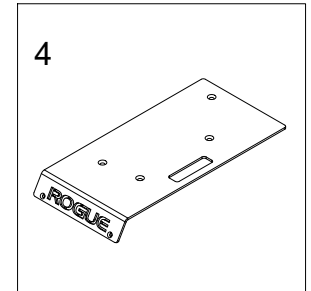
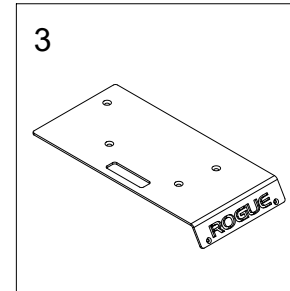
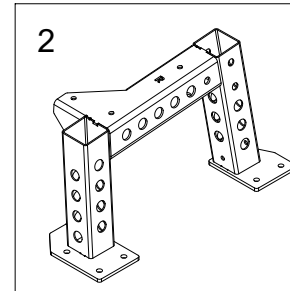
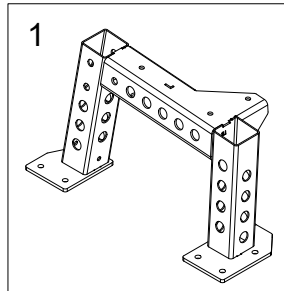
ROGUE

INDY T-BAR ROW

INCLUDED PARTS

*NOTE: IMAGES NOT SHOWN TO SCALE

PARTS LIST		
ITEM	QTY	DESCRIPTION
1	1	LEFT FRAME LEG
2	1	RIGHT FRAME LEG
3	1	LEFT TREAD PLATE
4	1	RIGHT TREAD PLATE
5	1	CENTER CROSSMEMBER W/ PLASTIC BAR NOTCH
6	6	5/8" x 3" BOLT
7	6	5/8" FLAT WASHER
8	6	5/8" LOCK WASHER
9	6	5/8" NUT
10	8	3/8" x 0.75" FLATHEAD BOLT
11	8	3/8" NYLOCK NUT
12	2	3/8" NYLON WASHER



TOOLS REQUIRED:

15/16" CRESCENT WRENCH

15/16" SOCKET WRENCH

9/16" CRESCENT/SOCKET WRENCH

7/32" ALLEN WRENCH

DISCLAIMER

Resistance training, gymnastics training, and activities at height are potentially dangerous and may lead to severe injury or even death. Use common sense when training, to obtain instruction in the proper execution of movements, and understand your limitations. This equipment must only be used by competent and responsible persons, or under the direct and visual control of a competent and responsible person. Obtaining instruction in appropriate techniques and methods of use is your own responsibility. You assume all risks and responsibilities for all damage, injury or death which may occur during or following incorrect use of this equipment in any matter whatsoever. Rogue Fitness bears no liability beyond the replacement value of the equipment in question.



MISUSE OF THIS CAN RESULT IN SEVERE INJURY

BOTH ROGUE FITNESS AND BUYER DISCLAIM ANY EXPRESS OR IMPLIED WARRANTY, INCLUDING, WITHOUT LIMITATION, WARRANTIES OR MERCHANTABILITY AND/OR FITNESS FOR A PARTICULAR PURPOSE WITH RESPECT TO THE EQUIPMENT. BUYER ASSUMES ALL LIABILITY IN USE OF EQUIPMENT.

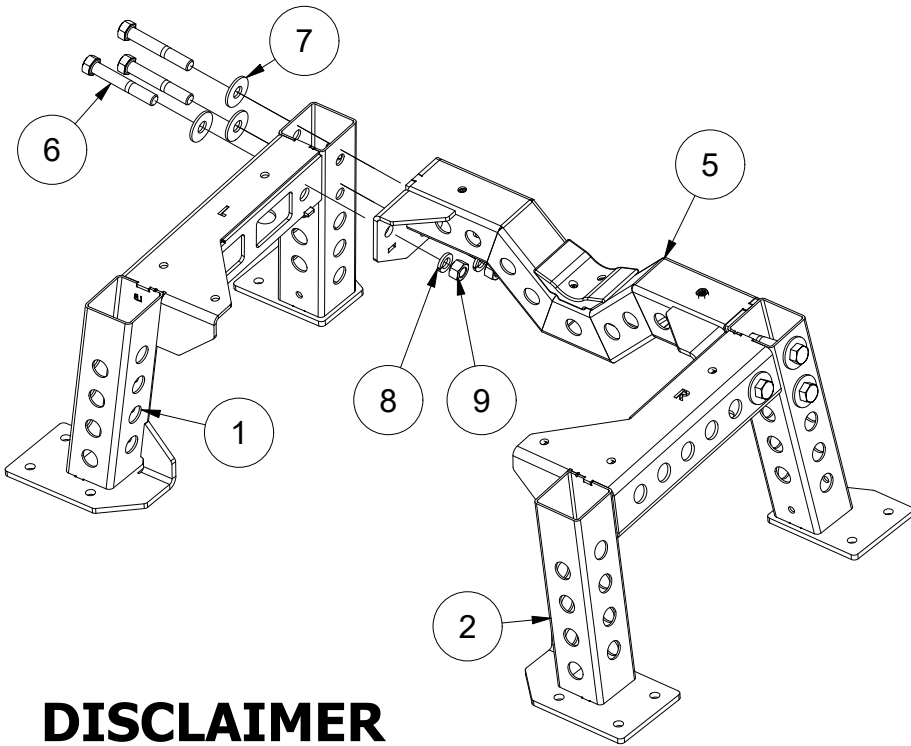
Rogue Fitness
545 E 5th Ave.
Columbus, Ohio 43201
614-358-6190
team@roguefitness.com

ROGUE

INDY T-BAR ROW

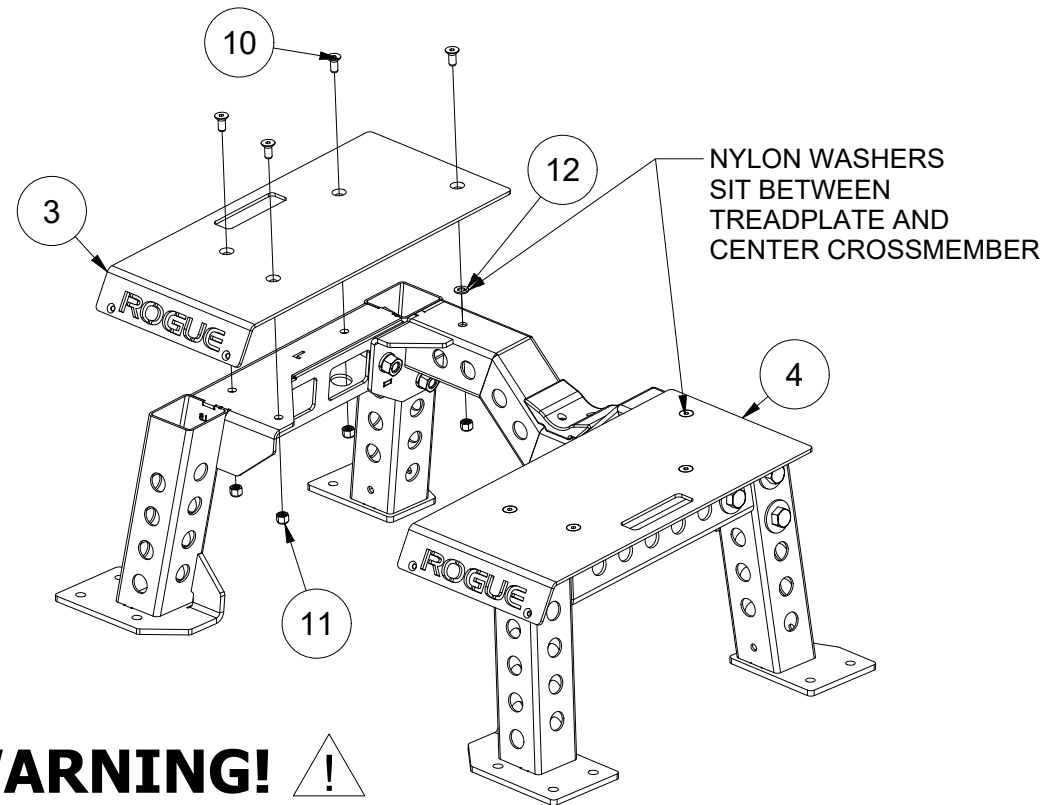
****NOTE:**
HARDWARE IS ONLY TO BE HAND-TIGHTENED UNTIL THE FINAL STEP. FULLY TIGHTEN HARDWARE ACCORDING TO THE BOLT SEQUENCE IN FINAL STEP.

STEP 1:
ON A LEVEL SURFACE, ATTACH THE LEFT AND RIGHT FRAME LEGS (ITEM 1 & 2) TO THE CENTER CROSSMEMBER (ITEM 5) USING SIX 5/8" BOLTS THROUGH THE VERTICAL LEG HOLES. **DO NOT FULLY TIGHTEN HARDWARE.**



STEP 2:
PLACE THE TWO 3/8" NYLON WASHERS (ITEM 12) OVER THE HOLES ON THE CENTER CROSSMEMBER.

ATTACH THE LEFT AND RIGHT TREAD PLATES (ITEMS 3 & 4) TO THE TOP OF THE ASSEMBLED FRAME USING THE 3/8" FLATHEAD BOLTS (ITEM 10) AND NYLOCK NUTS (ITEM 11). **DO NOT FULLY TIGHTEN HARDWARE.**



DISCLAIMER

Resistance training, gymnastics training, and activities at height are potentially dangerous and may lead to severe injury or even death. Use common sense when training, to obtain instruction in the proper execution of movements, and understand your limitations. This equipment must only be used by competent and responsible persons, or under the direct and visual control of a competent and responsible person. Obtaining instruction in appropriate techniques and methods of use is your own responsibility. You assume all risks and responsibilities for all damage, injury or death which may occur during or following incorrect use of this equipment in any matter whatsoever. Rogue Fitness bears no liability beyond the replacement value of the equipment in question.



WARNING!

MISUSE OF THIS CAN RESULT IN SEVERE INJURY

BOTH ROGUE FITNESS AND BUYER DISCLAIM ANY EXPRESS OR IMPLIED WARRANTY, INCLUDING, WITHOUT LIMITATION, WARRANTIES OR MERCHANTABILITY AND/OR FITNESS FOR A PARTICULAR PURPOSE WITH RESPECT TO THE EQUIPMENT. BUYER ASSUMES ALL LIABILITY IN USE OF EQUIPMENT.

Rogue Fitness
545 E 5th Ave.
Columbus, Ohio 43201
614-358-6190
team@roguefitness.com

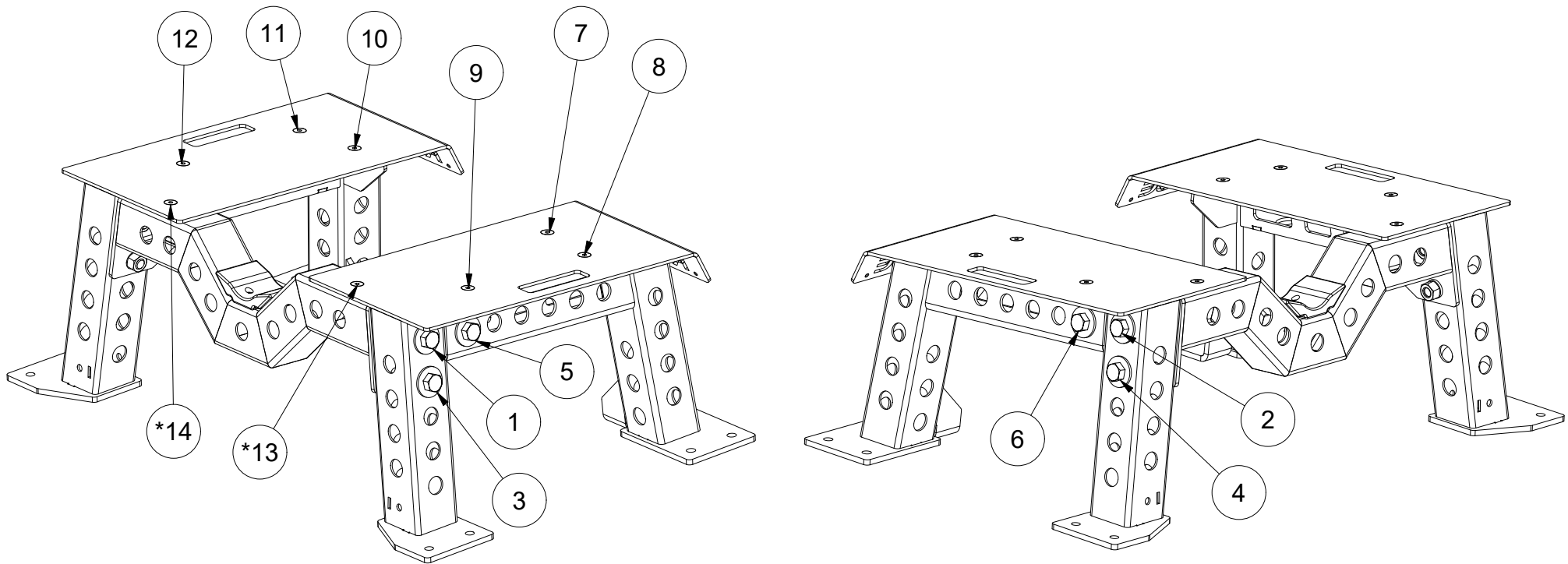
ROGUE

INDY T-BAR ROW

STEP 3:

ENSURE UNIT IS ON LEVEL SURFACE, THEN FULLY TIGHTEN ALL HARDWARE ACCORDING TO THE BELOW SEQUENCE. BOLTS WILL BE TIGHTENED BY ALTERNATING BACK-AND-FORTH FROM THE LEFT SIDE OF THE UNIT TO THE RIGHT.

NOTE: THE TWO 1/4" COUNTERSUNK BOLTS AT THE TOP OF THE TREADPLATES (WITH THE NYLON WASHERS UNDERNEATH THEM) ARE THE LAST BOLTS TO BE TIGHTENED.



DISCLAIMER

Resistance training, gymnastics training, and activities at height are potentially dangerous and may lead to severe injury or even death. Use common sense when training, to obtain instruction in the proper execution of movements, and understand your limitations. This equipment must only be used by competent and responsible persons, or under the direct and visual control of a competent and responsible person. Obtaining instruction in appropriate techniques and methods of use is your own responsibility. You assume all risks and responsibilities for all damage, injury or death which may occur during or following incorrect use of this equipment in any matter whatsoever. Rogue Fitness bears no liability beyond the replacement value of the equipment in question.



MISUSE OF THIS CAN RESULT IN SEVERE INJURY

BOTH ROGUE FITNESS AND BUYER DISCLAIM ANY EXPRESS OR IMPLIED WARRANTY, INCLUDING, WITHOUT LIMITATION, WARRANTIES OR MERCHANTABILITY AND/OR FITNESS FOR A PARTICULAR PURPOSE WITH RESPECT TO THE EQUIPMENT. BUYER ASSUMES ALL LIABILITY IN USE OF EQUIPMENT.

Rogue Fitness
545 E 5th Ave.
Columbus, Ohio 43201
614-358-6190
team@roguefitness.com